


KUNSTHALLE MÜNCHEN

HOW TO ACCESS THE AUDIO TOUR

1. For a stable reception in the exhibition, connect to the Kunsthalle's free WiFi.
Open the settings of your smartphone and select "WiFi". 
Select the WiFi network "kunsthalle-gast".
Enter the password *kunsthalle* and tap on "connect".

2. The audio tour can be accessed on the Kunsthalle's website or via this QR code.

Option 1: QR code

Scan the QR code with the camera of your smartphone.

Open the tour by tapping the field that appears while scanning.

On older devices this may only work via a QR code app and not via the camera.

In this case, open the QR code app and scan the QR code.

Tap on "Go to website" or "Open in browser" (the wording may differ depending on the app).

AUDIO TOUR







Option 2: Website of the Kunsthalle

Open your internet app (e.g. Safari for iPhones, Chrome for Android smartphones).

Enter the following internet address in the address line:

www.specials.kunsthalle-muc.de/jugendstil-audio

3. Select "English" for the audio tour in English. Then the overview page of the audio tour opens.
All audio tracks are accessible by scrolling down this page.
4. Tap on the images to hear the respective contributions.
You can tell whether a work is being discussed when there is an audio symbol  on the respective wall text.
If the track does not start automatically, tap on *play button*  below the picture.
You can get to the next track using the *forward symbol* 
or by closing the track using the **X** in the top left corner and going back to the overview page.
5. Use your own headphones or turn the volume down 
and hold the smartphone close to your ear. This way, other visitors are not disturbed.
6. You can also access the audio tour on your computer or any other device at home.
To do this, open the website www.specials.kunsthalle-muc.de/jugendstil-audio

Enjoy the audio tour!